


MODENA INSTALLATION AND MAINTENANCE

INSTALLATION

Surface should be relatively flat, smooth and level. Brush the surface area where Modena mats are to be installed. Prior to installation the floor should be thoroughly cleaned and any sharp objects removed. Sweep area to remove all loose dirt and dust.

Modena wet area mat can be loose laid on a flat surface. Modena is designed for both indoor and outdoor use.




Tiles can be installed in minutes, without the use of special tools. Interlocking modular tiles allow you to create a wet area mat of any length and width.

Colour consistency of the tiles and the batch identity, control number on the package label, are to be checked before the installation.

Take measurements of the matting area. Join Modena tiles together into rolls for the transportation and deliver on site.

The matting should be unrolled on site with the drainage on the bottom face and positioned in accordance with the layout plan.

Modena tiles are very easy to cut to size and shape. Take note of holes, posts, radiators etc. If mats need to be cut, make necessary cuts first on site. Fit each mat into place and make necessary cuts with snap-off knife or secateurs.



Joining tiles together is very easy with a hammer.



CLEANING AND MAINTENANCE

The performance of wet area mat is dependent how well it is maintained. Wet area mat should be regularly cleaned to ensure that the mat maintains its effective performance, as well as ensuring a long life span for the product.

A planned maintenance programme should be developed in relation to the amount of traffic passing over the mat.

The frequency of cleaning will depend on traffic volume. The greater the amount of traffic, the stricter the cleaning regime should be. As a general rule wet area mat should be cleaned weekly in heavy traffic areas.


Modena wet area mat has open construction. The open construction allows water to pass through the mat to the floor underneath, providing a drier and safer walking surface.

Modena provides a slip-resistant, comfortable walking surface for barefoot traffic. It is durable and oil-resistant vinyl mat and requires only simple maintenance.

Sweep or wet-mop the top surface of Modena mat regularly.


Lightweight Modena mat is easy to handle and it can be rolled up for the maintenance. If needed, mop or flush service area.

Remove Modena mat from service area, if there is no drainage in area. If necessary, hose down the mat with a garden hose or spray down with high pressure washer and place mat back into service.



If tiles become worn or if they are being damaged, individual tiles can be replaced, thus saving the cost of total replacement.

Due to interlocking modular system, it is very easy and inexpensive to replace a damaged tile with a new one.



Modena tiles can be connected easily with a hammer.